



# SB SERIES-General Purpose

## SB6-5 (6V5AH)

### Specification

Nominal Voltage	6V	
Nominal Capacity(20HR)	5.0AH	
Dimension	Length	70±1mm (2.76 inches)
	Width	47±1mm (1.85 inches)
	Container Height	100±2mm (3.94 inches)
	Total Height (with Terminal)	106±2mm (4.17 inches)
	Approx Weight	Approx 0.81 kg (1.79lbs)
Terminal	T1	
Container Material	ABS	
Rated Capacity	5.00 AH/0.250A	(20hr, 1.80V/cell, 25°C/77°F)
	4.65 AH/0.465A	(10hr, 1.80V/cell, 25°C/77°F)
	4.25 AH/0.850A	(5hr, 1.75V/cell, 25°C/77°F)
	3.84 AH/1.28A	(3hr, 1.75V/cell, 25°C/77°F)
	3.14 AH/3.14A	(1hr, 1.60V/cell, 25°C/77°F)
Max. Discharge Current	75A (5s)	
Internal Resistance	Approx 22mΩ	
Operating Temp. Range	Discharge	-15~50°C (5~122°F)
	Charge	0~40°C (32~104°F)
	Storage	-15~40°C (5~104°F)
Nominal Operating Temp. Range	25±3°C (77±5°F)	
Cycle Use	Initial Charging Current less than 1.5A. Voltage	
	7.2V~7.5V at 25°C(77°F)Temp. Coefficient -15mV/°C	
Standby Use	No limit on Initial Charging Current Voltage	
	6.75V~6.9V at 25°C(77°F)Temp. Coefficient -10mV/°C	
Capacity affected by Temperature	40°C (104°F)	103%
	25°C (77°F)	100%
	0°C (32°F)	86%
Self Discharge	Leoch LP series batteries may be stored for up to 6 months at 25°C(77°F) and then a freshening charge is required. For higher temperatures the time interval will be shorter.	



### Applications

- ◆ All purpose
- ◆ Uninterruptable Power Supply (UPS)
- ◆ Electric Power System (EPS)
- ◆ Emergency backup power supply
- ◆ Emergency light
- ◆ Railway signal
- ◆ Aircraft signal
- ◆ Alarm and security system
- ◆ Electronic apparatus and equipment
- ◆ Communication power supply
- ◆ DC power supply
- ◆ Auto control system

### Constant Current Discharge (Amperes) at 25 °C (77°F)

F.V/Time	5min	10min	15min	20min	30min	45min	1h	2h	3h	4h	5h	6h	8h	10h	20h
1.85V/cell	9.52	7.31	6.06	5.24	4.05	2.98	2.51	1.49	1.16	0.95	0.77	0.67	0.540	0.451	0.248
1.80V/cell	12.8	9.34	7.32	6.19	4.78	3.47	2.82	1.62	1.25	1.01	0.83	0.72	0.573	0.465	0.250
1.75V/cell	14.4	10.3	7.99	6.66	4.96	3.60	2.95	1.68	1.28	1.03	0.85	0.74	0.583	0.478	0.253
1.70V/cell	15.9	11.2	8.53	7.00	5.16	3.74	3.04	1.73	1.31	1.06	0.87	0.75	0.591	0.487	0.257
1.65V/cell	17.5	12.1	9.07	7.44	5.45	3.84	3.11	1.75	1.37	1.10	0.90	0.77	0.600	0.497	0.261
1.60V/cell	19.3	13.1	9.71	7.92	5.75	4.00	3.14	1.83	1.41	1.13	0.93	0.79	0.606	0.503	0.262

### Constant Power Discharge (Watts) at 25 °C (77°F)

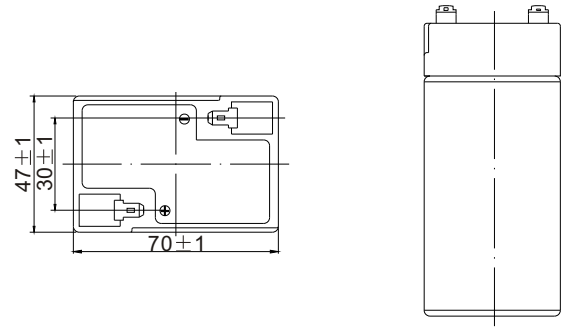
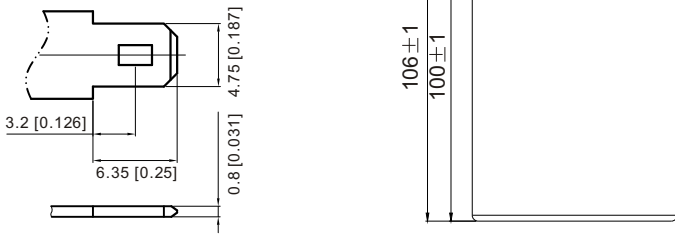
F.V/Time	5min	10min	15min	20min	30min	45min	1h	2h	3h	4h	5h	6h	8h	10h	20h
1.85V/cell	17.4	13.5	11.3	9.87	7.72	5.73	4.85	2.89	2.27	1.85	1.51	1.32	1.066	0.893	0.490
1.80V/cell	23.1	17.1	13.5	11.5	8.97	6.62	5.40	3.13	2.43	1.96	1.62	1.41	1.127	0.919	0.495
1.75V/cell	25.5	18.4	14.5	12.3	9.23	6.80	5.63	3.23	2.46	2.00	1.65	1.44	1.144	0.942	0.499
1.70V/cell	27.3	19.6	15.3	12.8	9.56	7.05	5.79	3.31	2.53	2.05	1.69	1.47	1.159	0.960	0.507
1.65V/cell	29.7	21.0	16.1	13.5	10.0	7.16	5.88	3.34	2.62	2.11	1.73	1.50	1.174	0.979	0.514
1.60V/cell	32.0	22.3	17.0	14.2	10.5	7.42	5.90	3.46	2.69	2.17	1.78	1.52	1.183	0.988	0.516



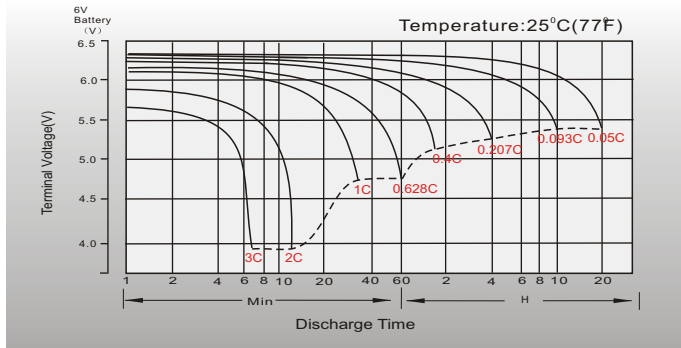
# Dimensions

## T1 Terminal

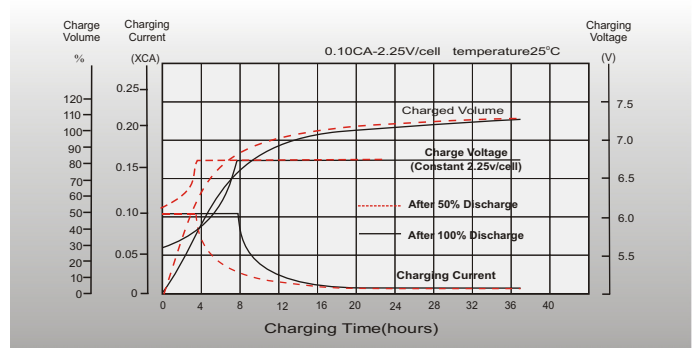
Unit: mm [inches]



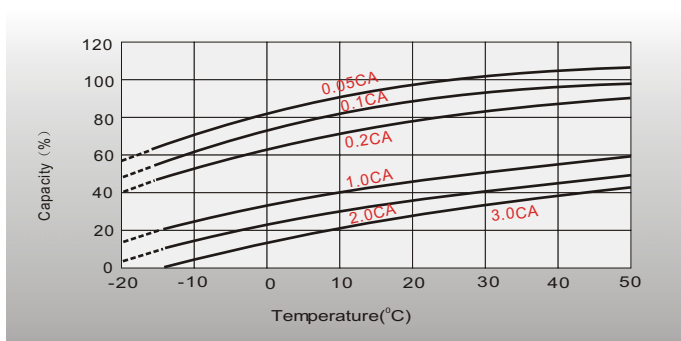
# Discharge Characteristics



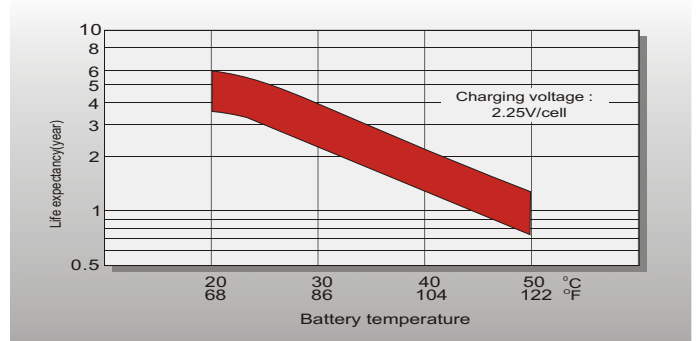
# Float Charging Characteristics



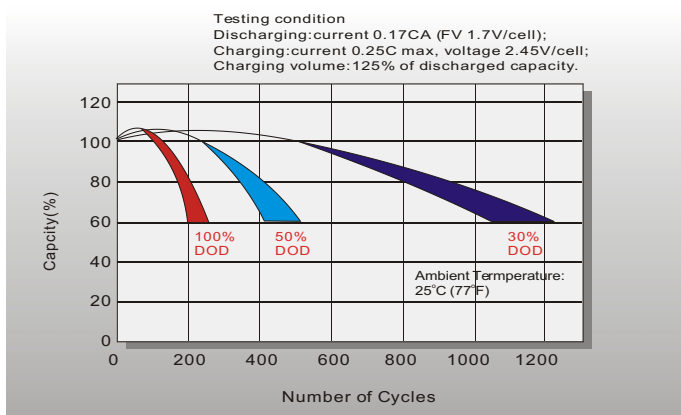
# Temperature Effects in Relation to Battery Capacity



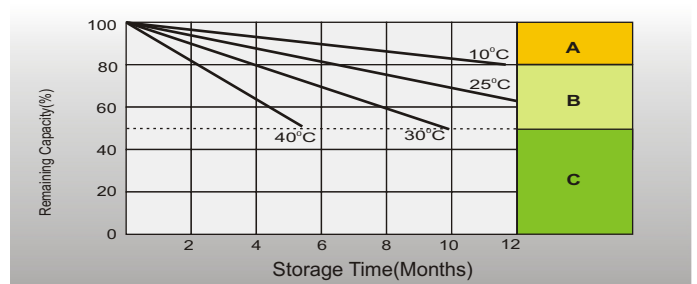
# Effect of Temperature on Long Term Float Life



# Cycle Life in Relation to Depth of Discharge



# Self Discharge Characteristics



- A** No supplementary charge required  
(Carry out supplementary charge before use if 100% capacity is required.)
- B** Supplementary charge required before use. Optional charging way as below:  
 1. Charged for above 3 days at limited current 0.25CA and constant voltage 2.25V/cell.  
 2. Charged for above 20 hours at limited current 0.25CA and constant voltage 2.45V/cell.  
 3. Charged for 8-10 hours at limited current 0.05CA.
- C** Supplementary charge may often fail to recover the capacity.  
 The battery should never be left standing till this is reached.